




**INSTRUCTIONS 1401-AJ00 e**

Section	1401
Effective	October 2018
Replaces	February 2017

Original instructions

# ***Intercooler screw compressors MH6 - Mistral - B600 - Typhon II***



**WARRANTY :**

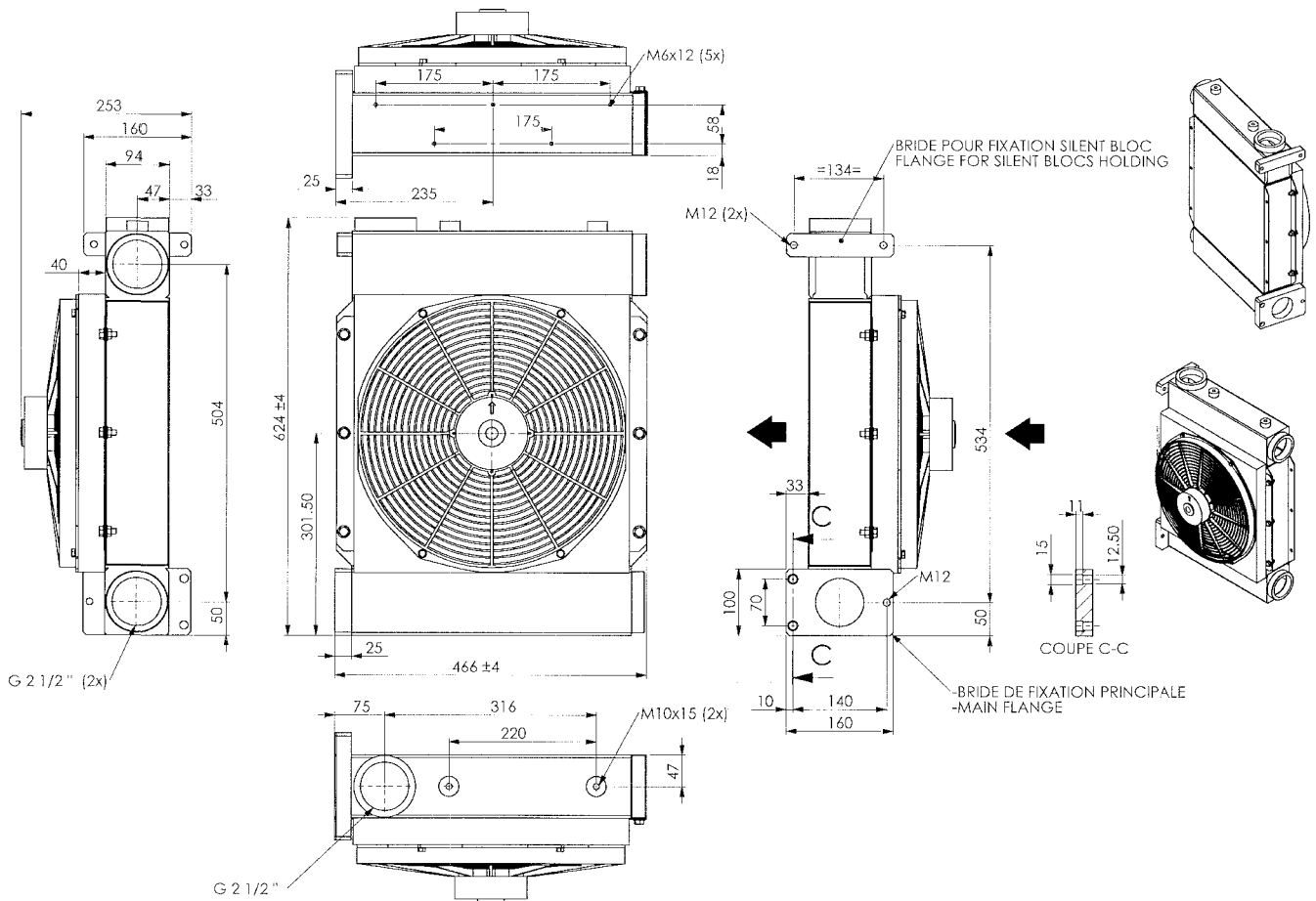
Intercooler for MH6 - MISTRAL - B600 - TYPHON II is covered 24 months by warranty within the limits mentioned in our General Sales Conditions. In case of a use other than that mentioned in the Instructions manual, and without preliminary agreement of MOUVEX, warranty will be canceled.



Z.I. La Plaine des Isles - F 89000 AUXERRE - FRANCE  
Tel. : +33 (0)3.86.49.86.30 - Fax : +33 (0)3.86.49.87.17  
contact@mouvex.com - www.mouvex.com

Your distributor :

# OVERALL DIMENSIONS



## ADDITIONAL DOCUMENTATION :

### Spare parts list :

MH6 ..... PL 1401-Z01  
 B600 - Mistral - Typhon II ..... PL 1401-Q01

## FIXATION

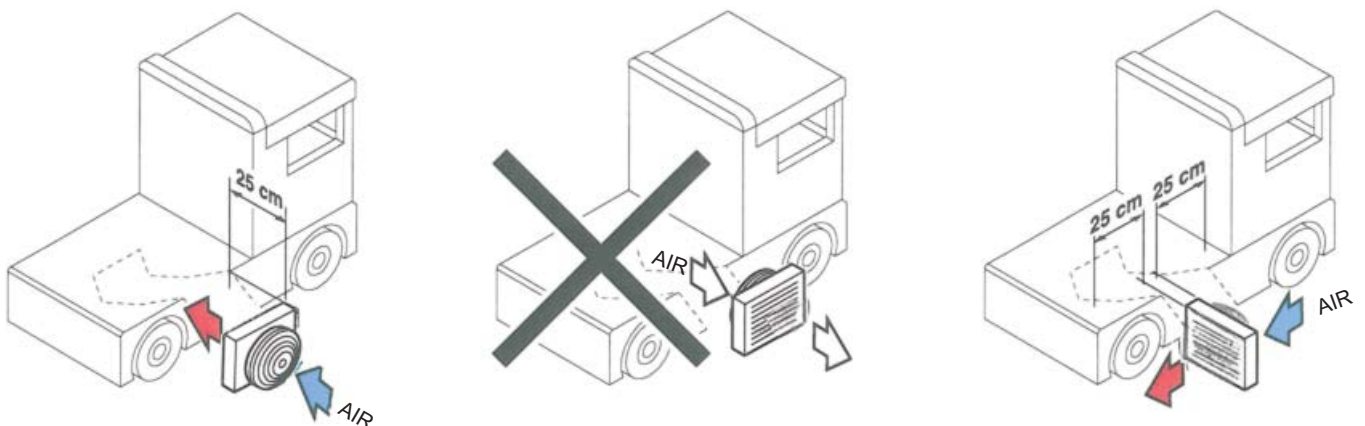
Please, make sure to take care of the information given in the pictures below.

It can be also mounted horizontally, just make sure it is far enough from a wall to ensure a proper air flow.

Turn it in order to ensure the air is sucked from an external area to the truck.

The Intercooler must be also protected from impacts, vibrations and splashes.

It has to be fitted thanks to a bracket to be manufactured.



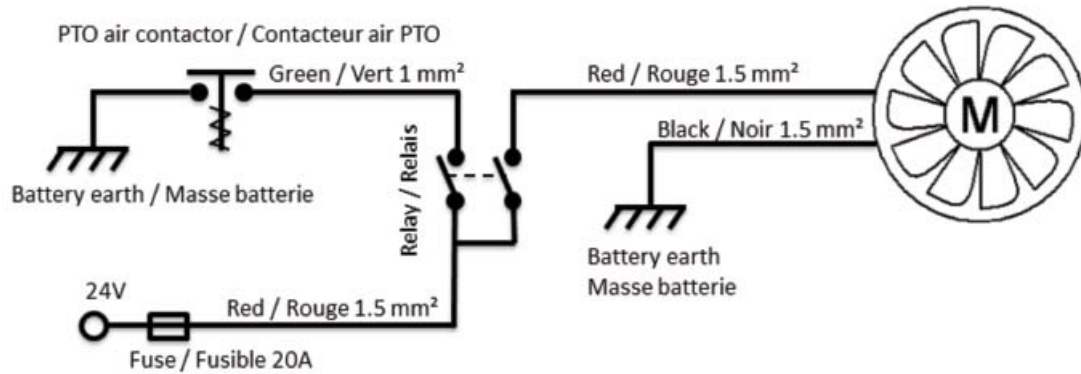
---

## CHARACTERISTICS

- Tension .....24V DC
- Current consumption de courant .....10,2 A
- Speed .....3000 rpm
- Protection standard .....IP 68
- Pressure drop .....0,2 bar to 1500 m<sup>3</sup>/h
- Air flow .....2670 m<sup>3</sup>/h
- Weight .....21 kg
- Delivered with the connection wire

---

## ELECTRIC CONNECTION



### Electrical cabling suggested :

**Warning :** The current source must be cut before any intervention in the electrical circuit to prevent any damage to equipment or physical injury.

The power supply must be protected with a 20 A fuse (not supplied) on the power supply.

The electrical cable must be correctly supported to prevent its wear through friction, which could make the equipment live or cause unwanted microcuts.

The installer is responsible for supplying this electric line when the compressor is in use and switching it off when the compressor is not required.

To provide with power the fan use a relay able to switch 50 A. It could be controlled by a manual switch or automatic device that uses the command signal of the control drive (pneumatic or electric).

Turning off the fan while the compressor is running can cause damage to equipment or physical injury (failure of the fan or accessories on the cooled outlet ...).

Make sure of the fan direction rotation in order to take care of the air flow direction specified § FIXATION.